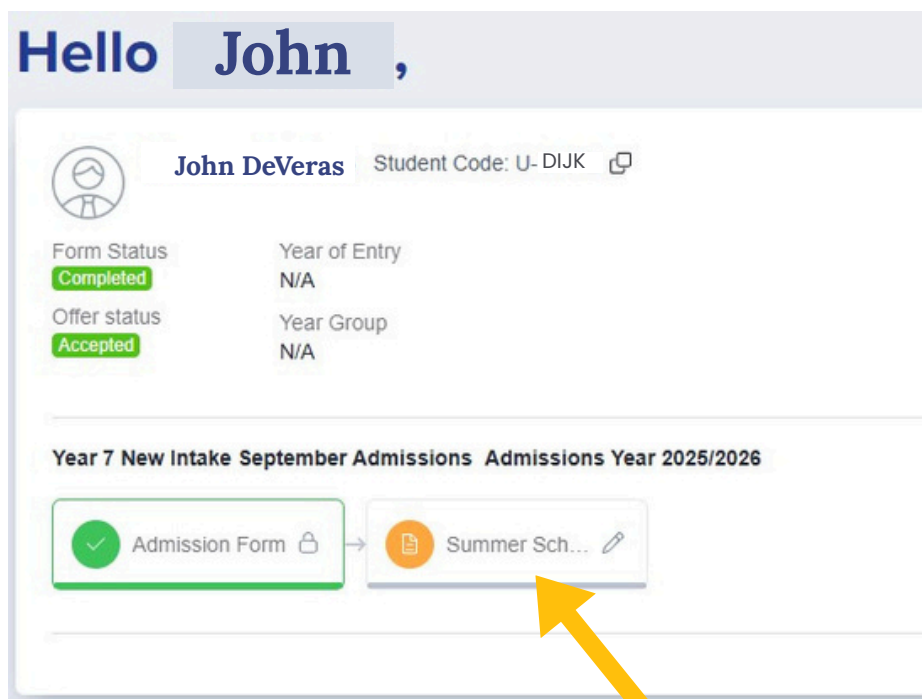


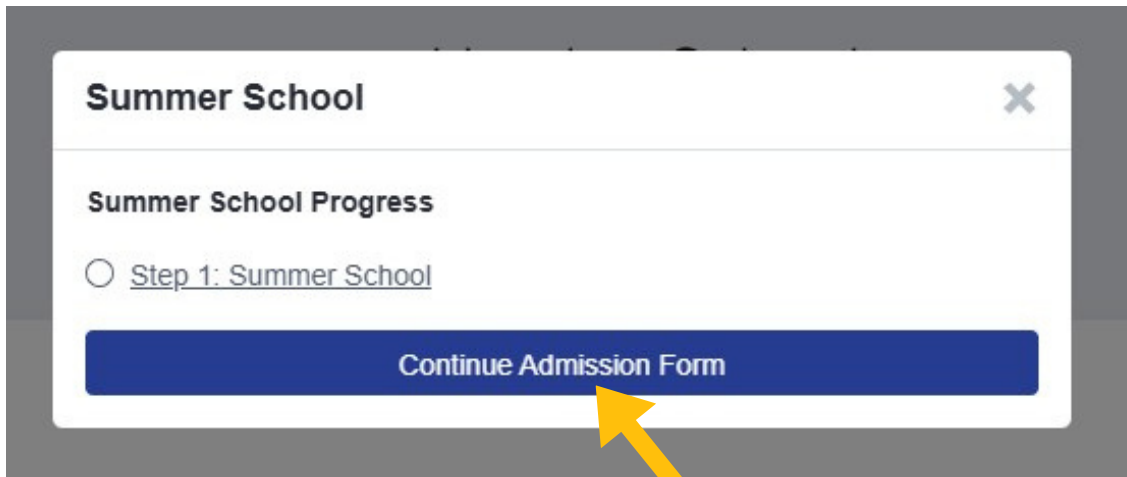
Follow the steps below to confirm your place at the Free Summer School 2025

STEP 1



Log in: <https://haydonadmissions.applicaa.com/year7>
and click on the summer school block

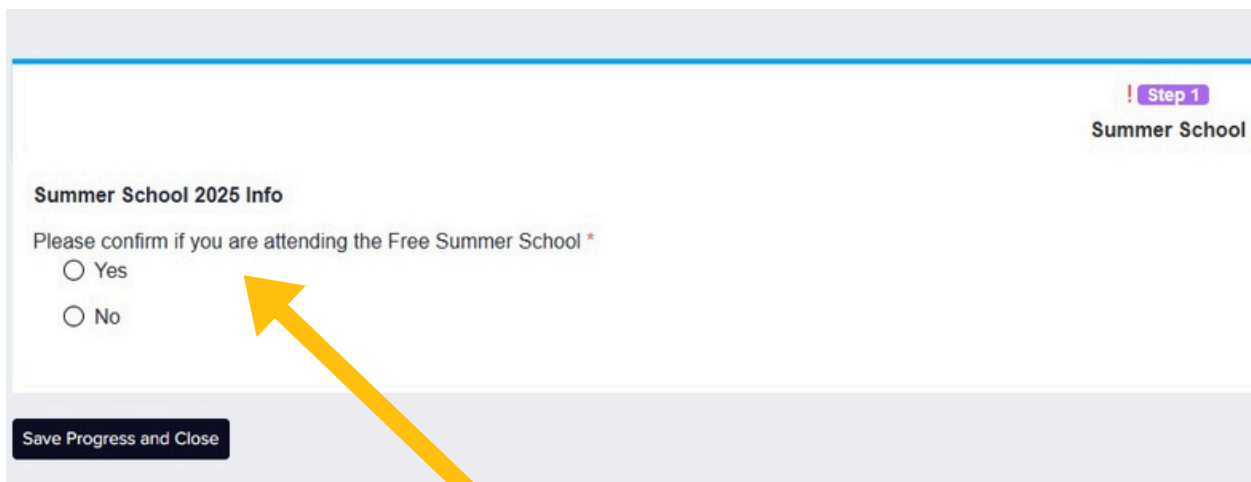
STEP 2



The screenshot shows a dialog box titled "Summer School" with a close button (X) in the top right corner. Below the title, it says "Summer School Progress". There is a radio button next to the text "Step 1: Summer School". At the bottom of the dialog box is a large blue button labeled "Continue Admission Form". A yellow arrow points from the text below to this button.

Click on Continue Admission Form


STEP 3



The screenshot shows a form titled "Summer School 2025 Info". In the top right corner, there is a purple indicator for "Step 1" and the text "Summer School". The main content area contains the text "Please confirm if you are attending the Free Summer School *". Below this text are two radio button options: "Yes" and "No". A yellow arrow points from the text below to the "Yes" radio button. At the bottom left of the form is a button labeled "Save Progress and Close".

Select YES

STEP 4



! Step 1

Summer School

Save & Submit Application

Click to Save & Submit

In case you need any assistance, please write to admissions@haydonschool.com including the subject Summer School and we will be happy to help you.