



# Haydon School

*committed to individual excellence  
in a caring community*

## ***EXAMINATION RESULTS 2009***

### **Mission Statement**

*Haydon School is committed to the achievement of individual excellence  
encouraging students to be creative and considerate, confident of their role in society  
and capable of rising to the challenges of a diverse and rapidly developing global economy.*



**A LANGUAGE COLLEGE**

# **CONTENTS**

## **PAGE NUMBER**

- 3. Brilliant Achievements by Haydon Students!
- 4/5. Haydon's Success in Examinations.
- 6/7. GCSE and BTEC Results
- 8. Haydon's A Level Results are Hot!
- 9. AS Level Results
- 10. A Level Results and BTEC Results
- 11-14 University Entrance
- 15. Destination of Leavers
- 16. Appendix: Explanation of Points



# ***Brilliant Achievements in Examinations***

*Haydon had some of the very best students in the country  
in the 2008 examinations  
(This information had not been received for 2009 before publication)*

## ***GCSE***

**Italian** – 2 students in the top 10 out of 2357 students who took the examination!

**Spanish** – 4 students in the top 10 out of 15756 students who took the examination!

**Russian** – 1 student in the top 10 out of 549 students who took the examination!

**Art** – 5 students in the top 10 out of 36294 students who took the examination!

**Business & Economics** – 1 student in the top 10 out of 2773 who took the examination!

**Geography** – 1 student in the top 10 out of 9846 who took the examination!

## ***AS LEVEL***

**Physics** – 1 student in the top 10 out of 7387 students who took the examination!

**General Studies** – 1 student in the top ten out of 12189 students who took the examination!

## GCSEs: Comprehensives & Academies results 2009

### GCSEs: Comprehensives and Academies (England)

The average point score is calculated per pupil, whereby an A\* = 58 points, A = 52, B = 46, C = 40, D = 34, E = 28, F = 22, G = 16. Schools are ranked here by average point score.

	School	Location	Type	% with 5 or more A*-C grades	% with 5 or more A*-C grades inc Eng & Maths	Average Points
1	Thomas Telford School	Telford	M	100	99.41	877.4
2	Brooke Weston CTC	Corby	M	100	81	751
3	Dixons City Academy	Bradford	M	97	90	635
4	Arden School	Solihull		100	87	629
5	Endon High School	Stoke-on-Trent	M	90	74	622
6	Hockerill Anglo-European College	Bishop's Stortford	M	98.4	96.8	617.87
7	BRIT School for Performing Arts and Technology	Croydon	M	99.3	63.9	599
8	The John Warner School	Hoddesdon	M	85	62	597
9	Coloma Convent Girls' School	Croydon	G	99.3	90.7	593
10	Wade Deacon High School	Widnes		100	72	583.9
11	Swavesey Village College	Cambridge	M	98	80	579.41
12	Caistor Yarborough School	Market Rasen		100	100	576.8
13	The Green School	Isleworth	M	86.61	75.59	573.29
14	The Thomas Hardy School	Dorchester	M	91.2	78	569.8
15	Emmanuel College	Gateshead	M	98.4	91.4	555.3
16	Dorothy Stringer High School	Brighton	M	84	65	554
17	Hounslow School	Southampton		81	67	553.37
18	Old Swinford Hospital	Stourbridge	B	98.6	95.78	552.52
19	Teesdale School	Barnard Castle	M	84	66.4	552
20	Haberdashers' Aske's Hatcham College	London	M	97.6	90.3	550
21	Bullers Wood School	Chislehurst	M	87.8	71.4	546.3
22	Brine Leas High School	Nantwich		80	75	545.4
23	St Wilfrid's Catholic High School /Sixth Form College	Pontefract	M	95	53.4	545.1
24	Wigmore High School	Leominster	M	94	60	540
25	The London Oratory School	London	B	96.7	94.5	537.4
26	Horsforth School	Leeds	M	82.4	60.1	537
27	Tollbar Business and Enterprise College	Grimsby	M	99.7	86.2	529.2
28	Dame Alice Owen's School	Potters Bar	M	95	93	526
29	Watford Grammar School for Girls	Watford	G	98.89	95.56	523.51
30	Painsley Catholic College	Stoke-on-Trent	M	93	72	522.67
31	Waddesdon Church of England School	Aylesbury	M	82	70.2	520.2
32	Tauheedul Islam Girls' High School	Blackburn		100	98.3	520
33	Tapton School	Sheffield	M	80	64	519.2
34	<b>HAYDON</b>					<b>519</b>

*Although Haydon's results were submitted to the Guardian they were not included in this table this year. Haydon should have appeared in position 34*

August 2005

**HAYDON IS LISTED IN "THE INDEPENDENT" IN THE  
"TOP 50 BEST PERFORMING SCHOOLS"**

January 2006

**HAYDON IS NAMED IN "THE DAILY TELEGRAPH"  
AS THE 18TH MOST IMPROVED SCHOOL IN THE COUNTRY  
FOR GCSE RESULTS.**

April 2008

**HAYDON IS RANKED IN THE "ALPS" REPORT AS  
"OUTSTANDING" FOR A LEVEL RESULTS**

ALPs is an organisation which analyses the A results of over 600 schools each year.  
ALPs figures are based mainly on value-added from GCSE

August 2008

**HAYDON IS NAMED IN THE "GUARDIAN"  
AS THE 28<sup>th</sup> BEST SCHOOL FOR GCSE RESULTS.**

July 2007

### **OFSTED REPORT 2007**

**Inspectors agree with one of the parents of Haydon School who wrote: 'I am extremely happy with all aspects of the school, I hope you will be too'. The school is outstanding with students reaching standards consistently well above average.**

**Students leave the school as mature and confident young people who are exceptionally well prepared for their future lives in education and in the world of work.**

## GCSE/ Vocational Results 2009 - Year 11

	A*	A	B	C	D	E	F	G	U	TOTAL
<b>English Language</b>	13	63	90	79	27	11	3	0	0	<b>286</b>
<b>Mathematics</b>	17	59	73	84	31	16	4	3	0	<b>287</b>
<b>Biology</b>	16	22	37	57	26	10	3	1	1	<b>173</b>
<b>Chemistry</b>	14	22	29	39	8	7	3	0	0	<b>122</b>
<b>Physics</b>	14	18	36	39	29	5	0	1	0	<b>142</b>
<b>Science Single Award</b>	0	0	0	1	0	0	0	0	0	<b>1</b>
<b>Science Vocational 1</b>	0	2	10	27	20	13	11	4	2	<b>89</b>
<b>Science Vocational 2</b>	0	0	6	16	24	17	16	8	0	<b>87</b>
<b>French</b>	8	9	18	20	15	5	1	0	0	<b>76</b>
<b>German</b>	5	5	21	20	12	3	4	0	0	<b>70</b>
<b>Italian</b>	13	21	23	16	15	4	1	0	0	<b>93</b>
<b>Spanish</b>	12	10	15	16	12	4	0	0	0	<b>69</b>
<b>Arabic</b>	1	0	0	0	1	0	1	0	0	<b>3</b>
<b>Polish</b>	0	1	0	0	0	0	0	0	0	<b>1</b>
<b>Portugese</b>	1	1	0	0	0	0	0	0	0	<b>2</b>
<b>Russian</b>	1	0	0	0	0	0	0	0	0	<b>1</b>
<b>Gujarati</b>	1	2	1	1	0	0	0	0	0	<b>5</b>
<b>Japanese</b>	0	3	0	0	0	0	0	0	0	<b>3</b>
<b>D&amp;T Graphic Products</b>	5	8	10	9	0	3	1	0	0	<b>36</b>
<b>D&amp;T Resistant Materials</b>	4	3	12	17	1	3	1	0	0	<b>41</b>
<b>D&amp;T Textiles Technology</b>	2	15	7	5	0	1	0	0	0	<b>30</b>
<b>Catering Studies</b>	3	8	0	5	2	1	1	0	0	<b>20</b>
<b>Art &amp; Design</b>	6	17	18	15	1	1	0	0	0	<b>58</b>
<b>Business Studies &amp; Economics</b>	3	7	12	29	12	1	0	2	0	<b>66</b>
<b>Classical Civilisation</b>	0	5	7	3	6	1	0	0	1	<b>23</b>
<b>Drama</b>	1	7	14	13	5	1	0	0	0	<b>41</b>
<b>English Literature</b>	7	37	74	86	43	11	1	1	0	<b>260</b>
<b>Expressive Arts</b>	2	5	3	3	4	1	0	0	0	<b>18</b>
<b>Film Studies</b>	4	5	2	1	0	0	0	0	0	<b>12</b>
<b>Geography</b>	22	30	20	33	5	2	0	1	0	<b>113</b>
<b>History</b>	10	21	19	11	8	2	1	0	0	<b>72</b>
<b>Latin</b>	0	1	0	0	0	0	0	0	0	<b>1</b>
<b>Media Film and TV Studies</b>	16	18	8	3	0	0	0	0	0	<b>45</b>
<b>Music</b>	1	1	2	1	1	1	0	0	0	<b>7</b>
<b>Religious Studies</b>	2	4	0	0	0	0	0	0	0	<b>6</b>
<b>Sociology</b>	0	7	12	8	5	2	0	0	0	<b>34</b>
<b>Sport/PE Studies</b>	9	19	19	8	5	0	0	0	0	<b>60</b>
<b>Information &amp; Communication Technology *</b>	27	97	148	340	53	0	0	0	6	<b>671</b>
<b>PE Half Course</b>	7	5.5	5	3	1	0	0	0	0	<b>21.5</b>
<b>RE Half Course</b>	5	20.5	36	33	15.5	11	7	2.5	0	<b>130.5</b>
<b>TOTAL</b>	<b>252</b>	<b>579</b>	<b>787</b>	<b>1041</b>	<b>388</b>	<b>137</b>	<b>59</b>	<b>24</b>	<b>10</b>	<b>3276</b>
<b>%</b>	<b>8%</b>	<b>18%</b>	<b>24%</b>	<b>32%</b>	<b>12%</b>	<b>4%</b>	<b>2%</b>	<b>1%</b>	<b>0%</b>	<b>100%</b>
	<b>DIS*</b>	<b>DIS</b>	<b>MER</b>	<b>PASS</b>						
<b>BTEC Business Studies</b>	3	3	6	13						
<b>BTEC Health &amp; Social Care</b>	7	4	2	5						
<b>BTEC Travel and Tourism</b>	0	10	2	1						

\* These are GCSE equivalents. Students took either the Diploma in Digital Applications qualification or AQA GCSE. In most cases students achieved more than one GCSE equivalent in ICT.

## **GCSE & BTEC – Comparison of Years**

### **Percentage of 15 Year Olds Achieving 5 or More Grades A\*-C**

	<b>National</b>	<b>School 5+A*-C</b>	<b>5+A*-C (3 year average)</b>
<b>2004</b>	54%	80%	68%
<b>2005</b>	57%	87%	78%
<b>2006</b>	59%	90%	86%
<b>2007</b>	61%	88%	88%
<b>2008</b>	n/a	87%	88%
	<b>including English and maths</b>		<b>Difference</b>
<b>2007</b>	46%	68%	+22%
<b>2008</b>	48%	69%	+21%
<b>2009</b>	n/a	74%	

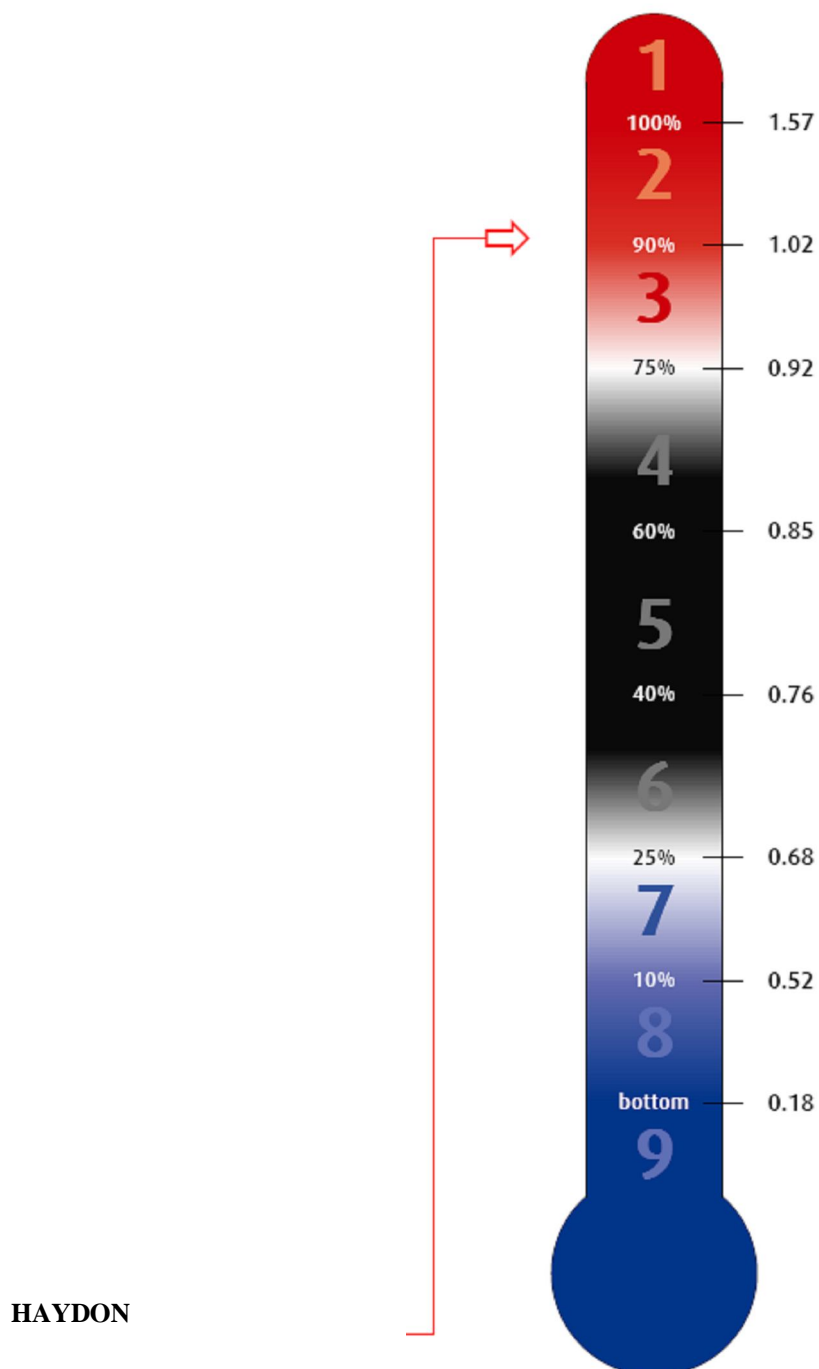
### **Average Point Score Per Student**

	<b>National</b>	<b>School</b>	<b>Difference</b>
<b>2004</b>	340	515	+175
<b>2005</b>	355	532	+177
<b>2006</b>	365	550	+185
<b>2007</b>	n/a	535	
<b>2008</b>	n/a	514	
<b>2009</b>	n/a	519	

**GCSE (or equivalent) grade A = 58 pts, B=52 pts etc (see Appendix) so 519 means that the average student gained the equivalent of about 10 passes at GCSE at just below grade B.**

## HAYDON – OUTSTANDING FOR A LEVEL RESULTS

*A LEVEL 2008*



**This thermometer was produced by ALPS, an organisation that ranks schools and colleges by A level results. They use a 9 point scale. Schools that are in the top 3 levels are “hot” and outstanding for the value they add between GCSE and A level. This means that students studying at Haydon have an excellent chance of getting the best grades they could, given their GCSE performance on entry to the Sixth Form. The 2009 ALPs report was not available at the time of publication**

## AS Level Results 2009 - Year 12 Students

	<b>A</b>	<b>B</b>	<b>C</b>	<b>D</b>	<b>E</b>	<b>U</b>	<b>TOTAL</b>
<b>Art</b>	4	5	4	4	0	1	<b>18</b>
<b>Art and Design</b>							
Textiles	1	2	0	0	1	2	<b>6</b>
<b>Biology</b>	7	10	11	7	18	22	<b>75</b>
<b>Business Studies</b>	0	2	7	10	7	8	<b>34</b>
<b>Chemistry</b>	5	10	5	23	8	18	<b>69</b>
<b>Classical Civilisation</b>	3	3	1	0	0	0	<b>7</b>
<b>Computer Studies</b>	1	0	1	0	3	8	<b>13</b>
<b>D&amp;T Product Design</b>	1	1	4	2	3	0	<b>11</b>
<b>Drama</b>	1	4	3	1	0	0	<b>9</b>
<b>Economics</b>	1	6	6	10	10	8	<b>41</b>
<b>English Language</b>	0	7	10	15	5	1	<b>38</b>
<b>English Literature</b>	6	14	8	13	10	2	<b>53</b>
<b>French</b>	3	4	2	1	1	0	<b>11</b>
<b>Geography</b>	6	4	6	5	3	5	<b>29</b>
<b>German</b>	3	1	2	2	0	0	<b>8</b>
<b>History</b>	5	9	12	5	3	0	<b>34</b>
<b>Information Technology</b>	1	7	17	10	8	3	<b>46</b>
<b>Italian</b>	2	2	3	1	1	2	<b>11</b>
<b>Japanese</b>	0	0	0	1	0	0	<b>1</b>
<b>Law</b>	6	16	24	7	4	2	<b>59</b>
<b>Mathematics</b>	19	17	17	12	5	9	<b>79</b>
<b>Mathematics (Further)</b>	1	1	0	0	2	0	<b>4</b>
<b>Media Film and TV Studies</b>	5	18	12	5	2	0	<b>42</b>
<b>Modern Hebrew</b>	1	0	0	0	0	0	<b>1</b>
<b>Music Technology</b>	0	0	1	1	1	3	<b>6</b>
<b>Photography</b>	0	3	3	4	4	6	<b>20</b>
<b>Physics</b>	5	4	0	7	11	12	<b>39</b>
<b>Politics</b>	3	2	5	5	2	0	<b>17</b>
<b>Portuguese</b>	1	0	0	0	0	0	<b>1</b>
<b>Psychology</b>	10	18	28	29	18	16	<b>119</b>
<b>Religious Studies</b>	0	3	3	2	0	2	<b>10</b>
<b>Sociology</b>	10	7	3	2	1	1	<b>24</b>
<b>Spanish</b>	1	1	0	1	1	2	<b>6</b>
<b>Sport/PE Studies</b>	1	1	6	5	4	8	<b>25</b>
<b>Travel &amp; tourism</b>	0	3	3	6	2	2	<b>16</b>
<b>Total</b>	<b>113</b>	<b>185</b>	<b>207</b>	<b>196</b>	<b>138</b>	<b>143</b>	<b>982</b>
<b>%</b>	<b>12%</b>	<b>19%</b>	<b>21%</b>	<b>20%</b>	<b>14%</b>	<b>15%</b>	<b>100%</b>
<b>General Studies</b>	11	24	59	60	50	59	<b>263</b>

## A Level/ BTEC Results 2009 - Year 13 Students

	<b>A</b>	<b>B</b>	<b>C</b>	<b>D</b>	<b>E</b>	<b>U</b>	<b>TOTAL</b>
Art	4	1	2	0	0	1	8
Biology	8	6	2	9	7	2	34
Business Studies	5	6	7	1	0	0	19
Chemistry	7	8.5	4	2	7	2	30.5
Classical Civilisation	1	1	3	3	0	0	8
Computer Studies	1	2	0	2	0	1	6
D&T Product Design	2	2	1	0	0	0	5
Drama	0	4	4	0	1.5	0	9.5
Economics	13	17	5	3	1	0	39
English Language	1	6	8	3	1	0	19
English Literature	7	5	8	8	0	0	28
Film Studies	2	1.5	1.5	0	0	0.5	5.5
French	0	0	1	0	2	0	3
Geography	4	8	8	1	1	0	22
German	0	0	1	0	0	0	1
History	6	3	6	4	1	0	20
Information Technology	4	8	7	2	4	0.5	25.5
Italian	0	1	0	0	0	0	1
Law	37	9	4	1	1	0	52
Mathematics	29	8	4	4	1	4	50
Mathematics Further	3	1	0	0	0	0	4
Media Film and TV Studies	8	9	6	0	0	0	23
Music Technology	0	0	0	0	2	0	2
Photography	0	0	0	0	0	1	1
Physics	3	1	3.5	3	1	0	11.5
Politics	4	9	6	3	1	0	23
Portuguese	0	1	0	0	0	0	1
Psychology	22	14	17	22	9	0	84
Religious Studies	3	4	3	1	0	0	11
Russian	1	0	0	0	0	0	1
Sociology	2.5	5	2	3	1.5	0	14
Spanish	0	1	3	1	1	0	6
Sport/PE Studies	3	3	2	2	2	0	12
Travel & tourism	0	1	2	1	4	1	9
<b>TOTAL</b>	<b>180.5</b>	<b>146</b>	<b>121</b>	<b>79</b>	<b>49</b>	<b>13</b>	<b>588.5</b>
<b>%</b>	<b>31%</b>	<b>25%</b>	<b>21%</b>	<b>13%</b>	<b>8%</b>	<b>2%</b>	<b>100%</b>
<b>General Studies</b>	<b>2</b>	<b>16</b>	<b>35</b>	<b>39</b>	<b>26.5</b>	<b>47.5</b>	<b>166</b>
<b>Some A LEVEL subjects were sat by Y13 students at AS level only: these count half in totals</b>							
	<b>DIS</b>	<b>DIS/MER</b>	<b>MERIT</b>	<b>PASS</b>			
<b>BTEC Media Studies (Double award)</b>	3	3	0	1			
<b>BTEC Health and Social Care</b>	3		1	0			
DIS = DISTINCTION							

## UNIVERSITY ENTRANCE 2009

The University of Aberdeen	Economics and Politics
Aberystwyth University	Romance Languages (4 years)
Aston University	French and Psychology
Aston University	Management and Strategy
Aston University	Optometry
Aston University	Business and Computer Science
Aston University	Economics and Management
Aston University	Politics and English Language
Aston University	Mathematics with Economics
Bangor University	Psychology
Birmingham City University	Economics and Finance
University of Bedfordshire	Criminology
The University of Birmingham	Sport and Exercise Sciences
The University of Birmingham	Law
The University of Birmingham	Chemistry with Industrial Experience
The University of Birmingham	Money, Banking and Finance
The University of Birmingham	Law
The University of Birmingham	Law
Bournemouth University	Creative Technology Framework
Bournemouth University	Events Management
Bournemouth University	Communication and Media
Bournemouth University	Communication and Media
Bournemouth University	Hospitality Management
Bournemouth University	Media Technology
University of Bristol	Economics and Accounting
University of Bristol	Geography
University of Brighton	Sport Journalism
University of Brighton	Nursing
University of Brighton	Travel and Tourism Management
Brunel University	Politics and Economics (4 year Thick SW)
	Business and Management (Marketing) (4 year Thick SW)
Brunel University	Film & Television Studies
Brunel University	Law
Brunel University	Business and Management (Marketing)
Brunel University	International Politics (4 year Thick SW)
Brunel University	Broadcast Media (Design & Technology) (4 year Thick SW)
Brunel University	Psychology
Brunel University	Marketing with Events Management
University College Birmingham	Events Management
University College Birmingham	Film and TV Production
Buckinghamshire New University	Science Foundation Year
University of the West of England, Bristol	Sociology & Social Science
Canterbury Christ Church University	Banking and International Finance (3 years or 4 year SW)
	Psychology
City University	Actuarial Science (3 years)
City University	Banking and International Finance (3 years or 4 year SW)
City University	Law
	Computer Science with Games Technology (3 years or 4 year SW)
City University	Financial Economics
City University	Business and Economics
Coventry University	Business Studies
Coventry University	

Central School of Speech and Drama, University of London	Drama, Applied Theatre and Education
University of Wales Institute, Cardiff	Sport Coaching
De Montford University	Business
De Montford University	Business
	International Development with Overseas Experience
University of East Anglia	Veterinary Medicine
The University of Edinburgh	Architecture
University of East London	Podiatric Medicine
University of East London	Law
University of Exeter	Marketing with Public Relations
University of Hertfordshire	Business Studies
University of Hertfordshire	Accounting and Finance
University of Hertfordshire	Social Work
University of Hertfordshire	Modular Extended Programme
University of Hertfordshire	Law
University of Hertfordshire	Psychology
University of Hertfordshire	Business Economics
University of Hertfordshire	Law/Psychology
University of Hertfordshire	Sports Therapy
Imperial College London	Materials Science and Engineering
King's College London (University of London)	Dentistry (5 years)
King's College London (University of London)	Classical Studies
	European Studies - Spanish Pathway (4 years)
King's College London (University of London)	Law (Single Honours)
Keele University	Economics and Human Geography
Keele University	Comparative Literature and Classical & Archaeological Studies
	Information Technology with a year in Industry
The University of Kent	Law
	English & American Literature and Creative Writing
The University of Kent	Computer Systems Engineering including a foundation year (4 years)
The University of Kent	Politics with Law
The University of Kent	Business with Law
Kingston University	Earth Systems Science
Kingston University	Psychology
Kingston University	Commercial Management and Quantity Surveying (4 year SW)
Kingston University	English and Sociology
Loughborough University	Game Studies and Marketing
University of Leeds	Film Studies
London Metropolitan University	Counselling Skills and Studies
London South Bank University	
Leeds City College	Mathematics and Economics
London School of Economics and Political Science (University of London)	Philosophy and Politics
The University of Manchester	Economics
The University of Manchester	Management and Marketing of Textiles
The University of Manchester	Chemical Engineering with Industrial Experience
The University of Manchester	Sociology
Middlesex University	Education Studies
Middlesex University	Film and Media Studies
The Manchester Metropolitan University	Chemistry with Medicinal Chemistry (4 years with Industrial Training)
	Chemical Engineering
Newcastle University	Quantity Surveying and Construction
Newcastle University	Commercial Management
Nottingham Trent University	

Nottingham Trent University	Law SW
Nottingham Trent University	Criminology
Nottingham Trent University	Psychology with Criminology
Nottingham Trent University	Biomedical Sciences
Nottingham Trent University	Law FT
University of Nottingham	Law
University of Nottingham	Natural Sciences
University of Nottingham	Hispanic Studies
University of Nottingham	Politics
University of Nottingham	Law
University of Nottingham	Philosophy
University of Nottingham	Mathematics (4 years)
University of Nottingham	Pharmacy (4 years)
University of Oxford	Physics (4 years)
Oxford Brookes University	Early Childhood Studies
Oxford Brookes University	Accounting and Finance
University of Plymouth	Geography
University of Plymouth	Applied Psychology
University of Portsmouth	Marketing
University of Portsmouth	Physical Geography
University of Portsmouth	Business Economics
University of Portsmouth	Marketing
University of Portsmouth	Environmental Hazards
University of Portsmouth	Geographical Information Science
University of Portsmouth	Criminology and Criminal Justice
University of Portsmouth	Law and Criminology
University of Portsmouth	Business Information Technology
University of Portsmouth	Criminology and Criminal Justice
University of Portsmouth	Politics
University of Portsmouth	Criminology with Psychology
Queen Mary, University of London	Psychology
Queen Mary, University of London	Mathematics
The University of Reading	Politics and International Relations
The University of Reading	Computer Science
The University of Reading	Law
The University of Reading	Economics
Royal Holloway, University of London	Economics
	Primary Education Key Stages 2 (History Education)
Roehampton University	English Literature
The University of Sheffield	History
The University of Sheffield	Geography
The University of Sheffield	Politics and Sociology
School of Oriental and African Studies (University of London)	Law
Southampton Solent University	Film
Southampton Solent University	Film
Southampton Solent University	Television & Video Production
Southampton Solent University	Film
Southampton Solent University	Television & Video Production
Southampton Solent University	Fashion Management with Marketing
The School of Pharmacy (University of London)	Master of Pharmacy (4 years)
University of Southampton	Management Sciences
University of Southampton	Psychology
University of Southampton	Law
University of Southampton	English
University of Southampton	Law
University of Southampton	Psychology
University of Southampton	Psychology
Staffordshire University	Sports Studies and Journalism

University of Surrey	Law (3 or 4 years)
University of Sussex	Film Studies
University of Sussex	English Language
University of Sussex	Astrophysics (4 years)
	Physics and Astronomy (with a foundation year) (4 years)
University of Sussex	English and Media Studies
University of Sussex	Event Management Special
Thames Valley University	
University College London (University of London)	Economics
University of Westminster	Tourism with Business
University of Westminster	Linguistics and Spanish
University of Westminster	Business Management (Financial Services)
University of Westminster	Law
University of Westminster	Architecture
University of Westminster	Architecture
	Applied Social Science - Crime and Criminal Justice
The University of York	

## Haydon School – Destination of Leavers

This is a summary of the routes taken by young people leaving Year 11 from Haydon School in June 2007.

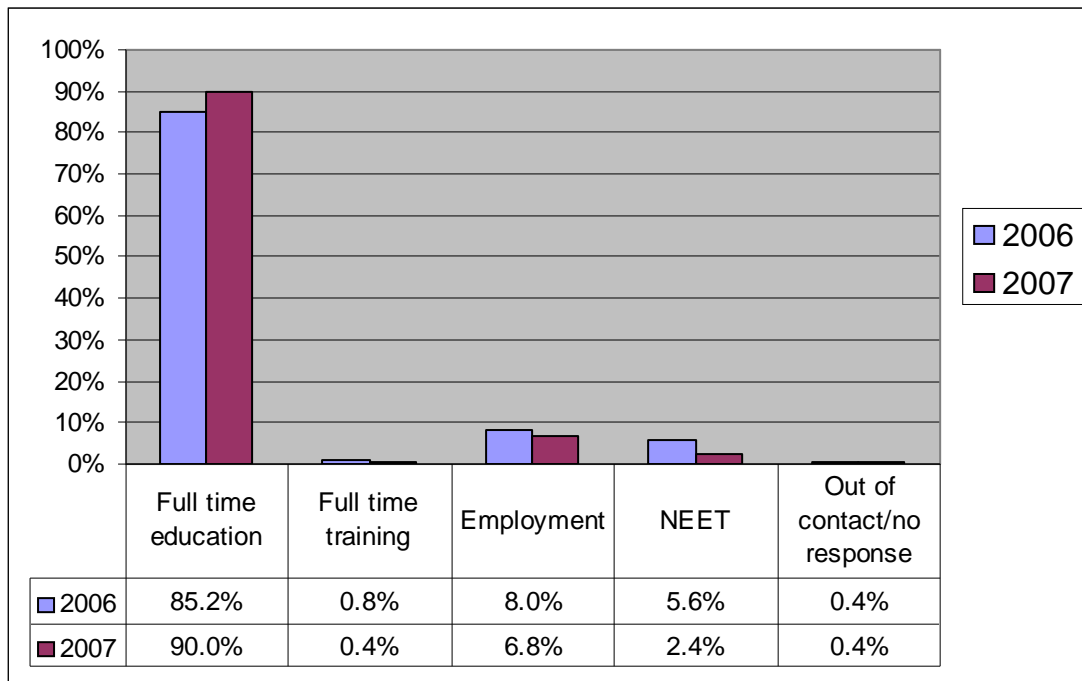
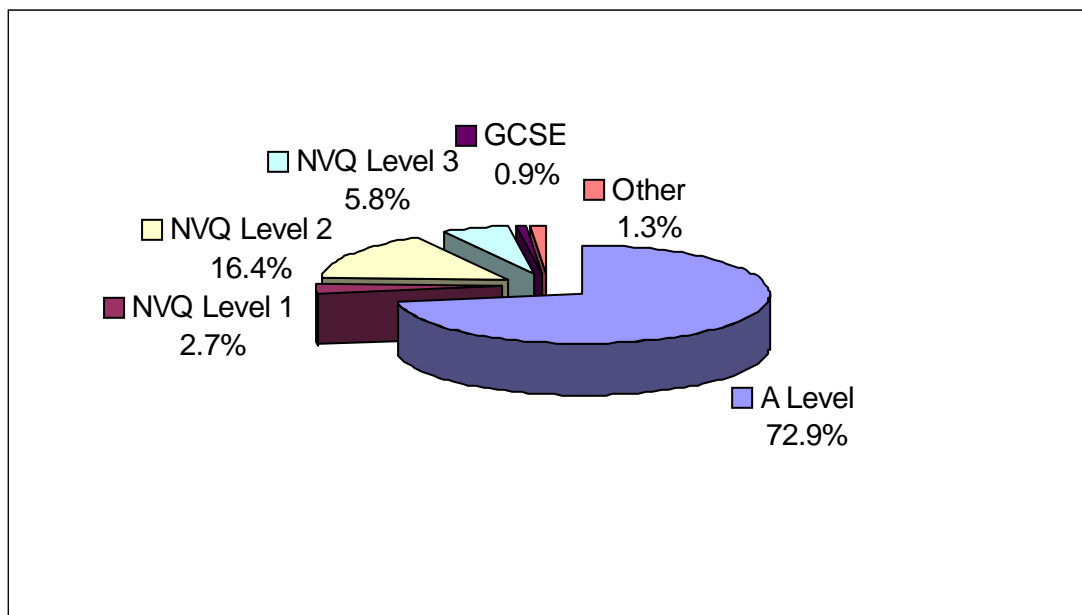


Figure 2 shows the breakdown of full-time education courses started in September 2007 by year 11 leavers from Haydon School.



## APPENDIX

### *Explanation of Points*

Grades in **GCE A/AS** examinations will score the following points

<b>AS level</b>	<b>Score</b>	<b>A level</b>	<b>Score</b>
A	135	A	270
B	120	B	240
C	105	C	210
D	90	D	180
E	75	E	150

Grades at **GCSE** score the following points. BTEC results are also allocated points according to their level and GCSE equivalence

<b>GCSE Half Course</b>	<b>Score</b>	<b>GCSE Full</b>	<b>Score</b>
A*	29	A*	58
A	26	A	52
B	23	B	46
C	20	C	40
D	17	D	34
E	14	E	28
F	11	F	22
G	8	G	16
U	0	U	0